



**MADE TO MEASURE HAND CRAFTED  
GARAGE DOORS BRITISH MADE**

**2020**

[selectgaragedoors.co.uk](http://selectgaragedoors.co.uk)




## Who we are

Established in 2000 in Bolton and now based in Walkden, Select garage Doors has been manufacturing made to measure garage doors for garage door specialists for 20 years.


We are one of the UK's leading manufacturers of made to measure garage doors.

All doors are made by hand to your specific requirements. We offer 12 unique ranges with a wide variety of door styles and colour options.

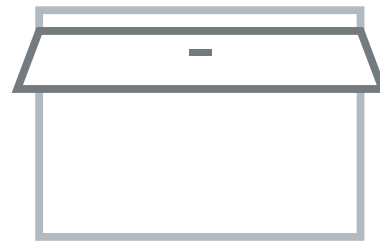
## Product Types



**Centre Split**



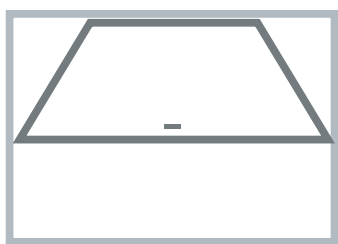
**Off-Centre Split**



**Canopy**

**Side Hinged** doors are available as **Centre Split** or **Off-Centre Split** depending on size and design. The right or the left can be the leading door and doors can open in or out. On off centre split doors the large or the small door can be the leading door. As standard doors will be supplied with a brushed steel effect night latch lock and matching brushed steel hinges. Black and brass hinges are also available but must be stated on order. Unless specified at the time of order, doors will be made with the first door opening door on the right as viewed from outside, opening out.

**Canopy** doors use an overhead torsion spring and vertical tracks fixed directly to the frame. The lack of ceiling suspended tracks allow for full drive-thru clearance. Multi point locking with euro profile lock centred in the top third of the door.



**Retractable**



**Bi-Fold**



**Personnel**

**Retractable** doors offer smooth operation and balance, ideal for electric automation. Secured with a 2-point slam latch with euro lock handle. Overhead tracks are required for this frame type. Wicket doors are an optional extra in the Rivington design.

**Bi-folds** are available on most side hinged door designs. They can open back-to-back or face-to-face and either in or out. They are available in our powder coat and laminate finishes. Where a door has a centre split only the slave door can bi-fold.

**Personnel** doors can be hinged on either side and can open in or out. Unless specified at the time of order doors will be made with the hinges on the left as viewed from outside opening out with brushed steel night latch and matching hinges.

For more details on all our products please see our website  
[www.selectgaragedoors.co.uk](http://www.selectgaragedoors.co.uk)

## Colour Range

### Price Range A



Not available for any products  
on pages 6 or 7.

### Price Range B



All fully finished doors are supplied in ripple finish.  
Colours shown are representative only.  
Samples are available on request.  
We can supply different RAL colours POA.

COLOURS MAY HAVE VARIATIONS BETWEEN DIFFERENT BATCHES



## Rivington range



Centre Split



Off Centre Split



Canopy



Retractable



Bi Fold



Personnel



## Adlington range



Centre Split



Off Centre Split



Canopy



Retractable



Bi Fold



Personnel





**Cartmel range**



Centre Split



Off Centre Split



Canopy



Retractable



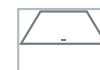
Bi Fold



Personnel



**Rivington Wicket range**



Retractable



## Bowdon range



Centre Split



Off Centre Split



Canopy



Retractable



Bi Fold



Personnel



## Derwent range



Centre Split



Off Centre Split



Canopy



Retractable



Bi Fold



Personnel



## Langdale range



Centre Split



Off Centre Split



Canopy



Retractable



Bi Fold



Personnel



## Dunham range



Centre Split



Off Centre Split



Canopy



Retractable



Bi Fold



Personnel



**Belmont range**



Centre Split



Off Centre Split




Retractable



Personnel



**Rufford range**

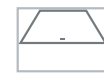


Retractable



Personnel





Retractable



Personnel

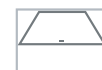
## Croston range



Centre Split



Off Centre Split



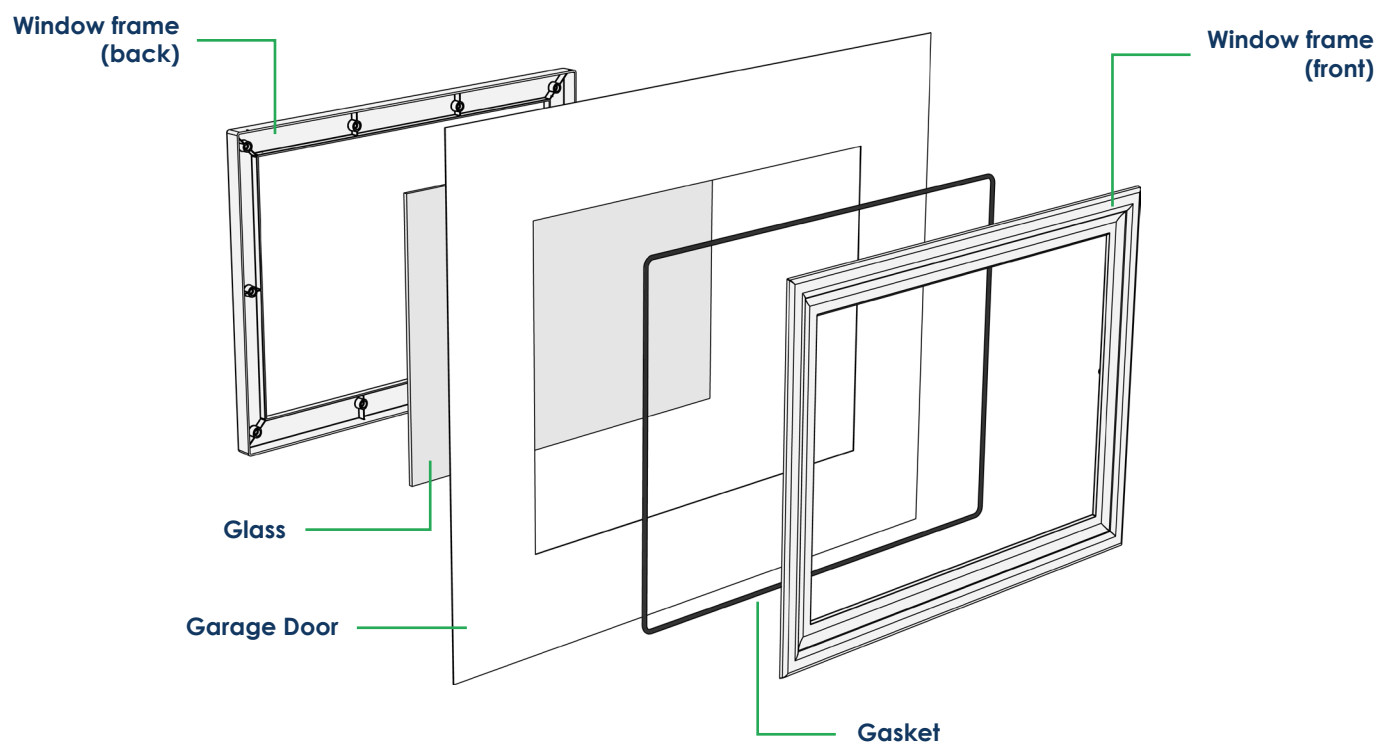
Retractable



Personnel

## Gisburn range

## New window frame system



## Decra Lead Windows



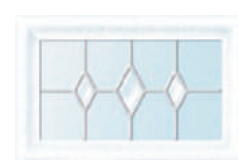
Swiss



Georgian



Rose



Pearl Drop



Crystal



Vista



Bluebell



Tiara



Diamond



Austrian



Tulip

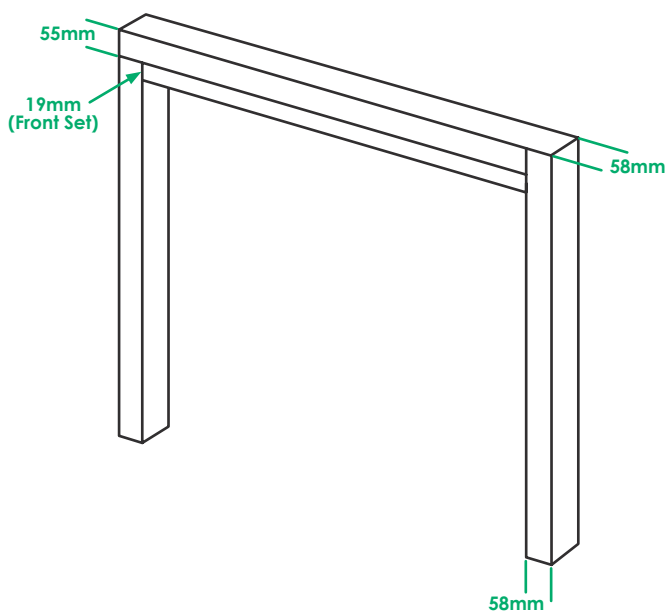


Plain

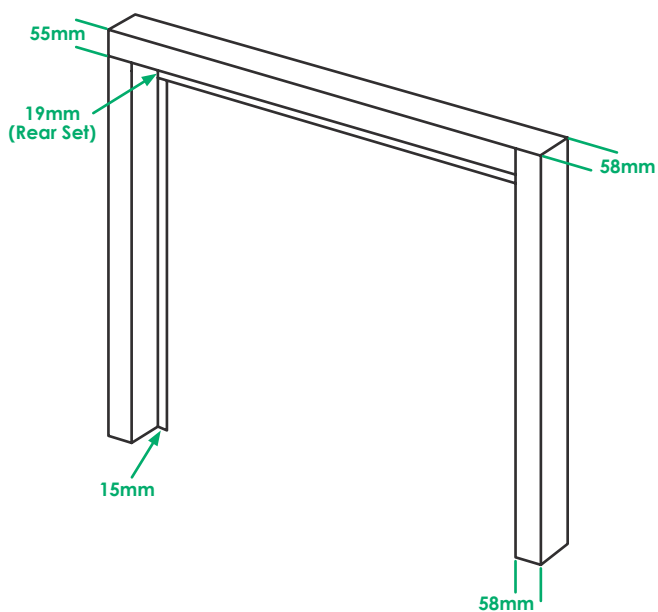
WINDOWS ARE ONLY AVAILABLE FOR THE RIVINGTON, CARTMEL, BOWDON AND DUNHAM RANGES  
 BESPOKE DESIGNS AVAILABLE ON REQUEST  
 WINDOW FRAMES NOT AVAILABLE IN WOOD GRAIN

## Frame Detail

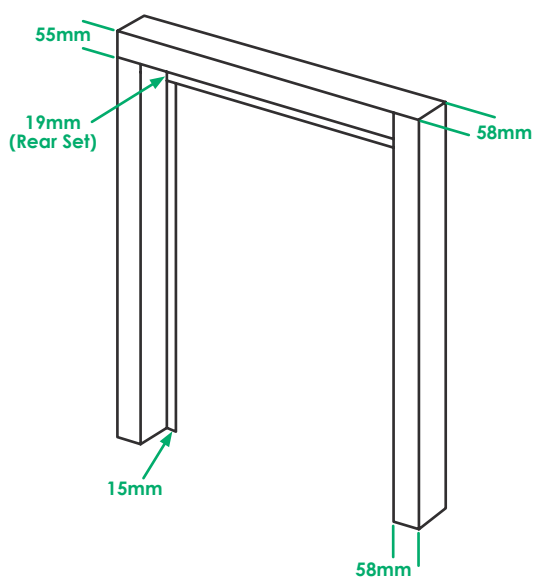
All doors up to 3658mm (12ft) are available with a pre-fitted steel frame. These are finished in one of our powder coated colours and offers a strong low maintenance alternative to timber. See diagram for frame dimensions.



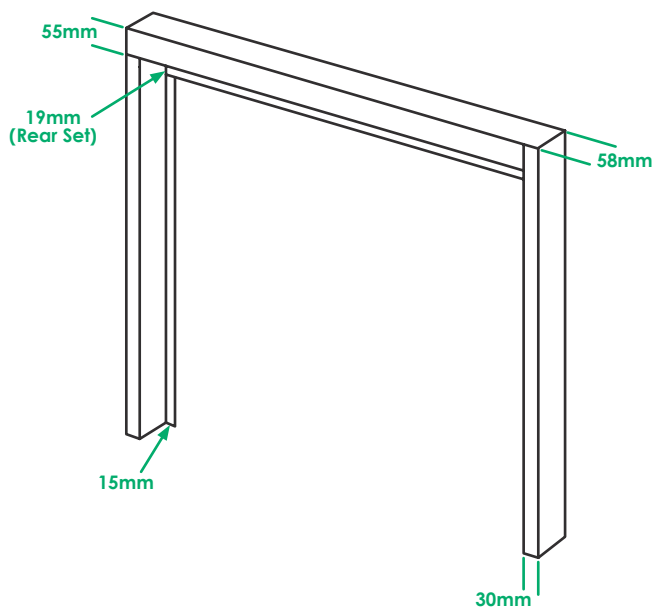
Canopy/Retract Frame



Side Hinge Frame



Personnel Frame



Side Hinge Frame  
Narrow frame option

## Additional Extras

With our additional extras you can enhance the appearance of your garage door.



### Window options

Tiara shown below.

\*See page 10 for all options



### Hinge options



Large  
Black



Large  
Brass



Brushed  
Steel



Rising  
Butt

### Lock options



Handle  
Black



Handle  
Brass



Handle  
Brushed Steel



Rollerbolt  
Brass

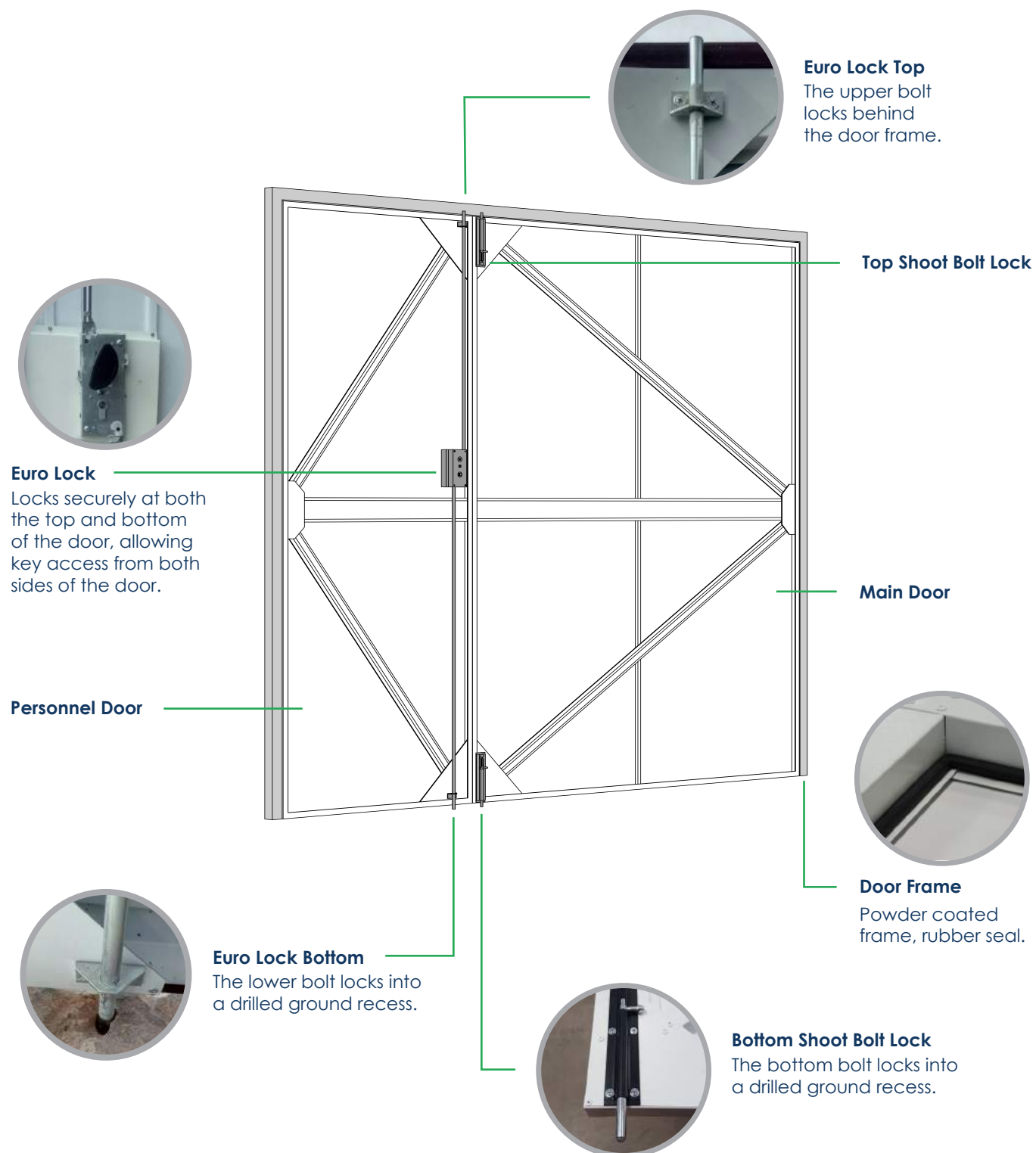


Rollerbolt  
Brushed Steel

Colours and finishes of handles and hinges will be matched unless stated otherwise at the time of order.



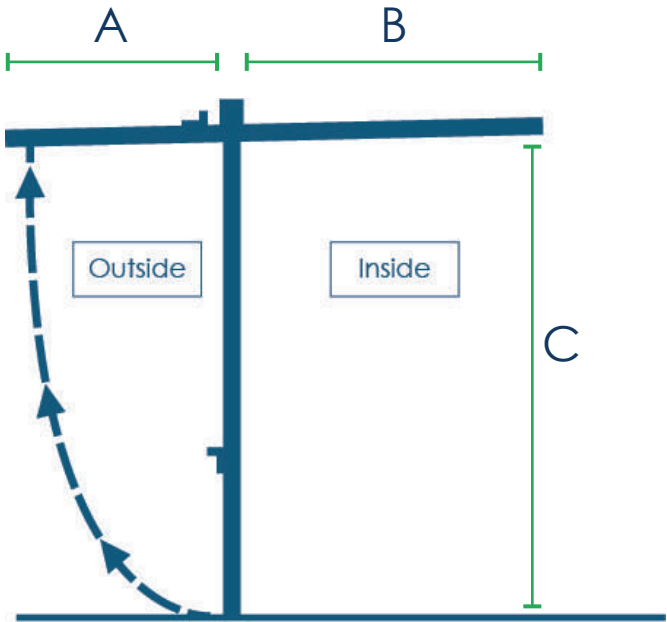
## Euro Lock



# Gear projections and clearance data sheet

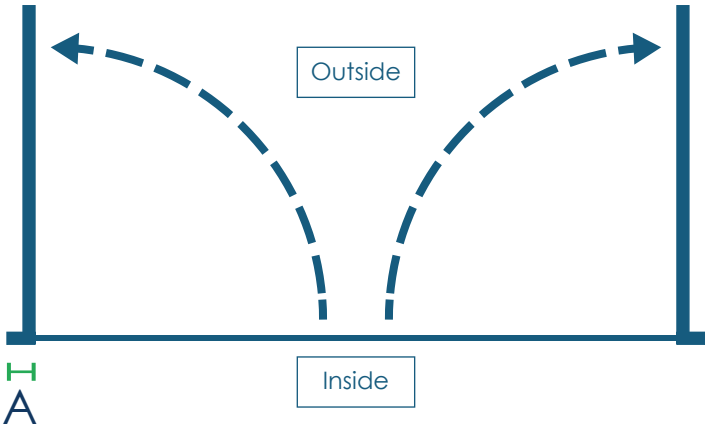
## Canopy

	1980mm (6'6")	2134mm (7'0")
A	610	763
B	1285	1285
C	1857	2010



## Side Hinged

A) 125mm



## Retractable

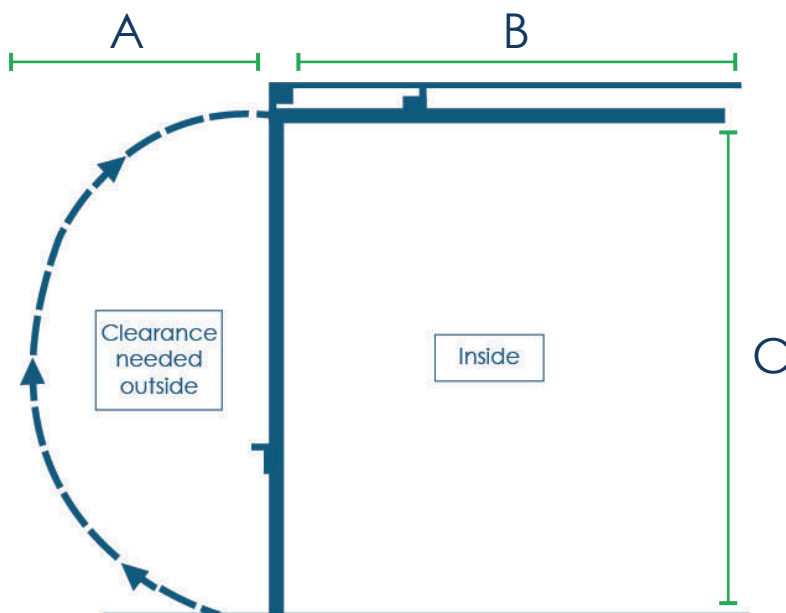
A) Projection in front of the opening from the door face.

B) Projection into the garage from REAR of the door frame.

C) Height clearance inside the garage excluding any lock projections and deep bracing on double doors.

### AP130

	1980mm (6'6")	2134mm (7'0")
<b>A</b>	910	1040
<b>B</b>	1940	1940
<b>C</b>	1855	2008



### AP150/200/250/350

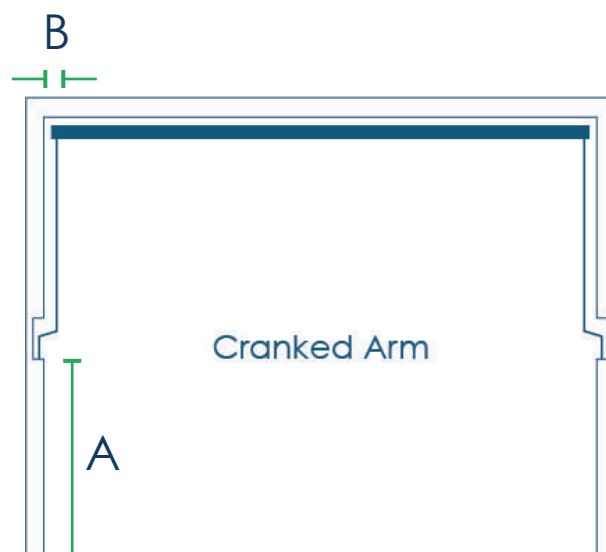
	1980mm (6'6")	2134mm (7'0")	2286mm (7'6")	2591mm (8'0")
<b>A</b>	888	1041	1194	1347
<b>B</b>	1890	1890	2195	2195
<b>C</b>	1900	2053	2206	2659

### AP130

	1980mm (6'6")	2134mm (7'0")
<b>A</b>	990	1040
<b>B</b>	45	45

A) Height to the bottom of the lifting arm.

B) Projection of the lifting arm into the opening from the edge of the frame above height A.



## Select Steel Warranty

Select Garage Doors Ltd provides a five year limited warranty against manufacturing defects from date of purchase. In the event of a claim, please contact the distributor who originally supplied the product, who will then supply details of the claim along with proof of purchase to Select Garage Doors Ltd. Valid claims will be repaired or replaced at our discretion.

## Operating gear

All product must be installed in accordance with installation instructions. Moving parts should be lubricated 3 To 4 times a year to ensure smooth operation. A qualified engineer must inspect and carry out repairs/replacements as necessary. DO NOT ATTEMPT THIS YOURSELF, AS THIS COULD BE POTENTIALLY DANGEROUS.

## Appearance

During the manufacturing process it is possible that some distortion in the panels may occur. A visual inspection should be carried out in natural daylight (not direct sunlight) from a distance of 3 metres to view the overall appearance, minor marks and blemishes not seen from this distance will not be covered by warranty.

## Finish Warranty

Primed steel doors must receive a suitable exterior topcoat immediately after installation. This coating is not covered by warranty.

Factory finished powder coating is covered for 5 years. Laminate wood grain finish is covered for 5 years. Surfaces must be freely exposed to washing by rainfall and kept clear of birds droppings, accumulated dirt and debris. The door and frame should be kept free from impact damage, scratches and other surface abrasion. Damage, corrosion or discolouration caused by contact with an excessively salty atmosphere, abnormal elements within the building or from pollution, chemicals, or caustic substances are excluded from warranty.

## Cleaning

Cleaning should be carried out with a soft, non abrasive sponge and clean water.

The company reserves the right to make alterations in design and manufacture as are deemed necessary without notification.

Note:

Our products are not suitable for use as gates on external installations.



2020

[selectgaragedoors.co.uk](http://selectgaragedoors.co.uk)