



# Side sliding sectional doors

Duragrain and Planar surface finishes for modern door design

**HÖRMANN**

## Discover the space you could save

Hörmann's side sliding sectional doors are the perfect solution for special fitting situations: in contrast to an up-and-over door, sectional door or roller garage door, this type of door opens to the side instead of upwards. This is particularly advantageous if, for example, the garage ceiling has to remain free to store items (such as surfboards), or the door leaf cannot be stowed underneath or fitted to the ceiling due to construction reasons (a sloped roof, low lintel, obstructive drainpipes).





“A good reputation must be earned.”


August Hörmann

In keeping with the tradition started by the company's founder, the Hörmann brand today is a true promise of quality. The family-owned company has over 80 years of experience in door and operator construction and, with sales of over 20 million doors, is no. 1 in Europe. This makes a Hörmann side sliding sectional door a reassuring purchase.



## 1 Made in Germany

All essential doors and operator components are developed and manufactured by Hörmann, are **perfectly matched to each other** and **tested and certified** by independent, recognised institutes to ensure your safety. They are manufactured in Germany according to the DIN ISO 9001 quality management system and meet the requirements of European standard 13241. Furthermore, our highly qualified employees work intensively on new products, continual further developments and improvements to details. The results are patents and unique products on the market.



## 2 Brand quality for generations

Endurance tests under real conditions ensure mature series products with Hörmann quality. Thanks to this, as well as excellent technical solutions and uncompromising quality assurance, you receive a **10-year warranty on all Hörmann sectional doors and a 5-year warranty on Hörmann operators.\***

\* The complete warranty conditions can be found at: [www.hormann.co.uk](http://www.hormann.co.uk)

## 3 An eye on the future

Hörmann is setting a good example. This is why the company obtains **100 % of its energy consumption from green sources**. Together with an intelligent and certified energy management system, CO<sub>2</sub>-neutral mailing and the recycling of valuable materials, **more than 40000 tons of CO<sub>2</sub> are saved each year**. And last but not least, Hörmann also offers products for sustainable construction.




## 4 Light, quiet, precise

42 mm-thick panels with PU foam infill are guided safely and precisely at the top by **stable twin rollers** and at the bottom in a rounded floor rail. The floor rail is open on both ends, making it easy to clean.

## 5 Reliable


Optimally shaped door section transitions and hinges **prevent fingers from being accidentally trapped.**

The **reliable automatic safety cut-out** is active **during both the opening and closing cycle of the door.** The door stops immediately if there is an obstacle in the opening area or in the wall guide. This prevents injuries and damage to vehicles or property.



## 6 Convenient


**Side sliding sectional doors can also be opened partially to allow pedestrian passage.** This way you can get into your garage faster, for example if you want to get your bicycle out.



**The pedestrian passage can be individually set in doors with an operator.** The door is operated via the hand transmitter or the optional door handle with radio module.

For further information, please see page 26.

## 7 Secure



Uninvited guests barely stand a chance with Hörmann doors with automatic operator. When the garage door is closed, the **anti-lift kit** automatically engages in the guide rail stop, then **locks immediately and is secured against forced opening**. This patented door locking functions purely mechanically and, in contrast to competitor operators, continues to secure the door even when the power fails. Additionally, two hooks on the side of the door connect the end of the door leaf firmly with the side frame.



Watch the video at: [www.hormann.co.uk/videos](http://www.hormann.co.uk/videos)



# 8

## Certified safety



Only from Hörmann



BiSecur

The bi-directional BiSecur radio system is based on **future-oriented technology** for the convenient and secure operation of garage and entrance gate operators, door operators, lights and more. This extremely secure BiSecur encryption protocol, developed by Hörmann, with a stable, interference-free range makes sure that no one can copy your radio signal. It was tested and certified by security experts at Bochum university and independent test institutes.



Watch the video "BiSecur – the radio system with certified safety" at: [www.hormann.co.uk/videos](http://www.hormann.co.uk/videos)

# 9

## Perfectly aligned

**All BiSecur operators, receivers and control elements are 100 % compatible.** By simply pressing the button on your hand transmitter or radio switch, you can operate your garage door and entrance gate as well as door operators or other devices with BiSecur receivers. The BiSecur control elements are suitable for the operation of all Hörmann operators with a radio frequency of 868 MHz (year of manufacture 2003 – 06/2012) / (querying the door position is not possible). **The standard HCP interface\* in every Hörmann operator provides you with even more options.** It makes it easy to network all Hörmann garage and entrance gate operators with external Smart Home systems.

\* HCP = Hörmann Communication Protocol





# 10 Convenient door query

**You no longer have to go out in any wind and weather** to check if your door is closed. At the press of a button, the colour of the LED on the hand transmitter HS 5 BS or the internal push button FIT 5 BS indicates the position of the door. If required, another push of a button\* closes the door. It is the most convenient and secure way to control your door.

\* An additional photocell is required for operation without visual contact to the door.

# 11 Smart app operation

## **Hörmann BlueSecur**

Simply use your smartphone as a hand transmitter. **With the Hörmann BlueSecur app, you can conveniently operate your garage door or entrance door via Bluetooth\*\*.** In addition, other user permissions\*\*\* can easily be permanently or temporarily transferred to other smartphones for family members. This ensures they always carry their personal “door and gate opener” with them on their smartphone.

\*\* In conjunction with an internal or optional Hörmann Bluetooth receiver

\*\*\* Extra purchases (in-app purchases) in the AppStore or Google Play may be required



Display on hand transmitter HS 5 BS

- 1** Door is opened
- 2** Door is closed

## The elegance of side sliding sectional doors

No matter the architectural style, with Hörmann, you are guaranteed to find a side sliding sectional door to fit your personal style and home. Choose from 3 surface finishes in 15 equally-priced preferred colours, the new Planar surface finish with the Matt deluxe colours, 6 Decograin decors and 24 Duragrain decors. The door surfaces are optimally protected against rust allowing you to enjoy your new door for a long time. Rain runs off without leaving any streaky marks thanks to the use of hot-galvanized material and a high-quality polyester-primer coating on both sides.







▲ L-ribbed, style 461, Hörmann colour CH 703

▶ L-ribbed, Traffic white RAL 9016





◀ M-ribbed, Decograin Golden Oak



# It's your choice

The Woodgrain and Silkgrain surface finishes are available as standard in Traffic white as well as in 15 inexpensive preferred colours and in around 200 colours from the RAL colour chart\*, as well as in many NCS and DB colours.

## 1 Woodgrain

On this inexpensive, robust surface with an authentic sawn timber look, minor scratches can be easily repaired.


## 2 Silkgrain

Thanks to its elegant door appearance, the silky smooth Silkgrain surface finish is the first choice for modern architecture. A 50 % thicker exterior sheet on the sections also ensures higher stability and even smoother running.

Standard colour Traffic white



1



2

**Please note:**

Side sliding sectional doors are generally supplied in Grey white, RAL 9002, on the inside of the door.

Dark colours should not be used for double-skinned steel doors that are exposed to the sun, as possible section deflection may damage the door.

All colours based on RAL.

The colours and surfaces shown are subject to the limitations of the printing process and cannot be regarded as binding. Please consult with your local Hörmann specialised dealer.

\* RAL Classic colours, with the exception of pearl-effect and fluorescent colours


1 Woodgrain, RAL 9016 Traffic white

2 Silkgrain, RAL 9016 Traffic white


## 15 preferred colours




3




4




5




6




7




8



9




10




11




12




13




14



15



16



17

3 RAL 9007 Grey aluminium

7 RAL 8001 Ochre brown

11 RAL 7016 Anthracite grey

15 RAL 5011 Steel blue

4 RAL 9006 White aluminium

8 RAL 7040 Window grey

12 RAL 6009 Fir green

16 RAL 3003 Ruby red

5 RAL 8028 Terra brown

9 RAL 7035 Light grey

13 RAL 6005 Moss green

17 RAL 1015 Light ivory

6 RAL 8003 Clay brown

10 RAL 7030 Stone grey

14 RAL 5014 Pigeon blue

# Timeless and elegant


The new Planar surface finish in 6 exclusive Matt deluxe Hörmann colours meets all expectations of a modern door design. It impresses by combining a smooth surface finish with fine elegance and matt trendy colours.

The finely textured Sandgrain surface is particularly suited for modern homes. Choose from the standard colour Traffic white and 3 inexpensive preferred colours.

## 6 Planar colours Matt deluxe



## 4 Sandgrain colours



### Planar surface finish

Standard colour

1 CH 9016 Matt deluxe Traffic white

Preferred colours

2 CH 9006 Matt deluxe White aluminium

3 CH 9007 Matt deluxe Grey aluminium

4 CH 7016 Matt deluxe Anthracite grey

5 CH 8028 Matt deluxe Terra brown

6 CH 703 Matt deluxe Anthracite metallic

### Sandgrain surface finish

Standard colour

7 RAL 9016 Traffic white

Preferred colours

8 RAL 9006 White aluminium

9 RAL 8028 Terra brown

10 RAL 7016 Anthracite grey








## 6 Decograin decors

# Detailed and natural look

Decograin is available in five natural-looking timber designs and with an anthracite metallic effect. An embossed wood grain gives it an authentic timber character. The door remains beautiful for a long time thanks to the special surface protection of the UV-resistant plastic film coating on the outside of the steel sections.



### Decograin surface finish

- 1 Golden Oak: medium brown, golden yellow oak design
- 2 Dark Oak: walnut-coloured oak decor
- 3 Night Oak: dark, intense oak design
- 4 Rosewood: mahogany-coloured timber design
- 5 Winchester Oak: natural-coloured knotty oak design
- 6 Titan Metallic CH 703: Anthracite with a metallic effect

\* The complete warranty conditions can be found at: [www.hormann.co.uk](http://www.hormann.co.uk)

**Only from Hörmann**  
with high-strength protective coating

# Versatile and permanently beautiful

For the Duragrain surface finish with its detailed, natural and colourfast door surface, you can choose from 24 decors. In this collection you are guaranteed to find a decor that harmonises perfectly with the architecture of your home. The innovative digital printing process in combination with the final high-strength protective coating is the basis for a permanently beautiful door view.


## 24 Duragrain decors



1




2




7




8



13



14



19



20

1 Concrete

7 Bamboo

13 Noce Sorrento Balsamico

19 Terra Walnut

2 Beige

8 Burned Oak





14 Noce Sorrento, plain

20 Colonial Walnut



For further information, see the "Duragrain surface finish" brochure.

\* The complete warranty conditions can be found at: [www.hormann.co.uk](http://www.hormann.co.uk)



- 3 Mocca
- 9 Cherry
- 15 Sapele
- 21 White Brushed

- 4 Grigio
- 10 Nature Oak
- 16 Sheffield
- 22 White Oak

- 5 Grigio Scuro
- 11 Pine
- 17 Teak
- 23 White Oiled Oak

- 6 Rusty Steel
- 12 Rusty Oak
- 18 Weathered Look
- 24 Whitewashed Oak

**Please note:**

Duragrain doors are generally supplied in Grey white, RAL 9002, on the inside of the door. When the door is opened, a thin Grey white stripe can be seen between the sections on the outside.

Side frames and fascia panels are delivered in Woodgrain, Traffic white RAL 9016 as standard. Optionally, you can obtain lintel and frame fascias in a colour matching the decor.

# HST

The 42 mm-thick, PU-foamed sandwich panels are characterised by excellent acoustic and thermal insulation, in addition to good door leaf stability and quiet operation.




HST 42	M-ribbed	L-ribbed
Woodgrain	Traffic white RAL 9016 15 preferred colours RAL to choose	Traffic white RAL 9016 15 preferred colours RAL to choose
Sandgrain	Traffic white RAL 9016 3 preferred colours	Traffic white RAL 9016 3 preferred colours
Silkgrain	Traffic white RAL 9016 15 preferred colours RAL to choose	Traffic white RAL 9016 15 preferred colours RAL to choose
Planar ■ <b>NEW</b>		6 Hörmann colours Matt deluxe
Decograin	Golden Oak, Dark Oak, Night Oak, Rosewood, Winchester Oak, Titan Metallic CH 703	Golden Oak, Dark Oak, Night Oak, Rosewood, Winchester Oak, Titan Metallic CH 703
Duragrain ■ <b>NEW</b>		24 decors
Max. width	6500 mm	6500 mm
Max. height	3000 mm	3000 mm

For all further information on surface finishes, colours and decors, see pages 14 – 19.


## Performance characteristics according to European standard 13241

Door type	Thermal insulation		Wind load	Sealing	
	Section	Fitted door		Air	Water
<b>HST 42</b>	U = 0.5 W/(m <sup>2</sup> ·K)	U = 1.9 W/(m <sup>2</sup> ·K)*	Class 2	Class 2	Class 2


\* The U-value applies to fitted doors without glazing with the dimensions 4300 × 3000 mm




M-ribbed, Traffic white, RAL 9016




L-ribbed, Traffic white RAL 9016  
Style 451




L-ribbed, Traffic white RAL 9016  
Style 456



L-ribbed, Traffic white RAL 9016



L-ribbed, Traffic white RAL 9016  
Style 461 with glazing



L-ribbed, Traffic white RAL 9016  
Style 460

### Individual design styles


You can position and combine the design elements on your door as shown in the door views on the left or as required. You can design your own door style. Your Hörmann partner would be pleased to advise you.




Style 451



Style 461



Style 452



Style 462



Design element in brushed stainless steel with optional real glass for design styles 461 and 481



Style 471



Style 481



Style 459




Style 469



Style 453




Style 463



Style 454



Style 455



Design element painted in Anthracite grey RAL 7016 with synthetic glazing for design styles 461, 462, 463, 469, 481, 482 and 483



Style 472




Style 482



Style 473



Style 483



Style 474



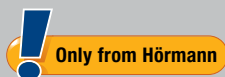
Style 475



Style 456



Style 460



# Automatic wicket door function for doors with operators

Using a hand transmitter or the handle on the door, you can quickly and easily partially open your side sliding sectional door to allow pedestrians to pass. A brief actuation of the handle and the door automatically moves into the set position. Actuating the handle again closes the door. You can easily adjust the clear passage width with the operator. For example, to get a narrow passage for persons or a wider passage for bikes, motorcycles or wheelbarrows.



### Integrated lockable handle with full radio internal push button functions

Two buttons and a sliding switch on the interior side of the handle allow you to:

- 1 Completely open and close the door
- 2 Operate the wicket door function
- 3 Switch off the radio signal (away setting)



White aluminium RAL 9006



Traffic white RAL 9016



Brown



Brushed stainless steel



Standard door handle position for M- and L-ribbing



Door handle position for intermediate widths for M- and L-ribbing



Glazing S0



Glazing S1



Glazing S2

#### 4 handle colours

Manually operated doors are supplied as standard with a handle in White aluminium. Three additional colours are optionally available.

The same versions are also available for doors with automatic operator with automatic wicket door function.

#### 3 glazings

The glazings for the top door area are available with a synthetic double pane, either clear or crystal structure. The frames are white as standard and can optionally be delivered in the colour of the door or in RAL to choose.



Ventilation grilles  
Ventilation cross section  
40 cm<sup>2</sup> / grille

#### Ventilation grilles

The ventilation grilles in the bottom part of the door are available in black as standard, and optionally in the colour of the door or in RAL to choose.

# Reliable, secure, 100 % compatible

Hörmann garage door operators are perfectly matched to your Hörmann side sliding sectional door. The result: simple operation, maximum convenience and the greatest operational safety.

Using our elegant hand transmitters you can conveniently and safely operate your garage door as well as an entrance gate equipped with a fully compatible Hörmann operator or other devices, such as lamps. It goes without saying that our extensive Hörmann programme offers the right operator and accessories for your wishes and needs.



Garage Door and Entrance Gate Operators  
More information on garage door operators, gate operators and accessories.



More information can be found in the "Garage door and entrance gate operators" brochure.







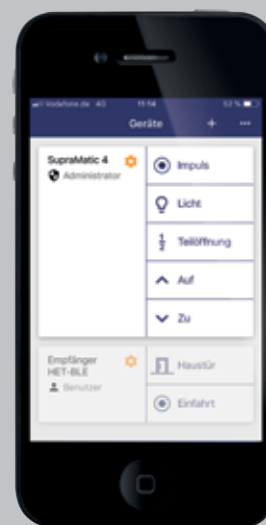
# SupraMatic 4

## Supra-fast door opening and smart additional functions

- 40 % faster opening speed\* up to 20 cm/s
- Smart operation with the BlueSecur app
- Convenient garage ventilation
- Up to 3 to 5 times\*\* brighter LED lighting
- Extremely easy programming thanks to 2 x 7-segment display
- High-quality stainless steel operator cover
- Networked with Smart Home systems via the standard HCP interface
- Low power consumption in standby below 1 watt



As standard with two 4-button hand transmitters HSE 4 BS, textured surface black with chrome caps



Standard Bluetooth receiver for smartphone operation using the Hörmann BlueSecur app

Garage door operators	SupraMatic E	SupraMatic P
Bluetooth receiver	Integrated, can be switched on and off	Integrated, can be switched on and off
HCP bus connection	Integrated	Integrated
Cycles per day / hour	25 / 10	50 / 10
Pull and push force	650 N	750 N
Peak force	800 N	1000 N
Max. opening speed	20 cm/s	20 cm/s
Lighting	20 LEDs	30 LED chase light
Max. door width	6000 mm	6500 mm
Max. door surface	13.75 m <sup>2</sup>	15 m <sup>2</sup>

\* in comparison to the ProMatic series 3

\*\* 3 times brighter with the SupraMatic E or 5 times brighter with the SupraMatic P in comparison to the ProMatic series 3

# ProMatic 4

## Premium quality at an attractive price

- 20 % faster opening speed\*
- Convenient garage ventilation
- Up to 2 times\* brighter LED lighting
- Networked with Smart Home systems via the standard HCP interface
- Low power consumption in standby below 1 watt



As standard with two 4-button hand transmitters HSE 4 BS, textured surface black with plastic caps

Garage door operators	ProMatic 4
Bluetooth receiver	Optional (HET-BLE)
HCP bus connection	Integrated
Cycles per day / hour	25 / 10
Pull and push force	600 N
Peak force	750 N
Max. opening speed	17 cm/s
Lighting	10 LEDs
Max. door width	5000 mm
Max. door surface	11.25 m <sup>2</sup>



**Hand transmitter HS 5 BS**

4 button functions, plus query button,

- 1 High-gloss surface black or white
- 2 Textured surface matt black

**Hand transmitter HS 4 BS**

4 button functions,

- 3 Textured surface matt black

**Hand transmitter HS 1 BS**

1 button function,

- 4 Textured surface matt black



**Hand transmitter HSE 1 BS**

1 button function, including eyelet for key ring

- 5 Textured surface matt black

**Hand transmitter HSE 4 BS**

4 button functions, incl. eyelet for key ring

- 6 Textured surface matt black with chrome or plastic caps



- 7 High-gloss surface with chrome caps in the colours:

Black, White, Anthracite Grey, Frozen Grey, Classic Grey, Carbon, Silver

■ **NEW** from autumn 2020

(Shown from left)

**8 Hand transmitter HSD 2-A BS**

Aluminium look, 2 button functions, can also be used as a key ring

**9 Hand transmitter HSP 4 BS**

4 button functions, with button lock-out incl. key ring

**10 Hand transmitter HSZ 1 BS**

1 button function, for insertion in vehicle cigarette lighter





**Radio code switch  
FCT 3 BS**

For 3 functions, with illuminated buttons, recessed and surface-mounted fitting possible, plastic housing in Light grey 7040 (also available with 10 functions and hinged cover, painted in White aluminium RAL 9006)



**Transponder key switch  
TTR 1000-1**

For 1 function, for 1000 teachable keys, 1 key and 1 card in scope of delivery (more on request), zinc die-cast housing in White aluminium RAL 9006



**Radio finger-scan  
FFL 25 BS**

For 2 functions and up to 25 fingerprints with hinged cover, recessed and surface-mounted fitting possible, plastic housing painted in White aluminium RAL 9006



**Code switches  
CTP 3-1**

For 3 functions, with illuminated lettering and touch-sensitive black surface, zinc die-cast housing in White aluminium RAL 9006



**Radio internal push button  
FIT 5 BS**

4 button functions plus query button, plastic housing in Pure white RAL 9010



**Code switches  
CTV 3-1**

For 3 functions, particularly robust with metal keypad, zinc die-cast housing in White aluminium RAL 9006 with stainless steel panel



**Radio internal push button  
FIT 2-1 BS**

For 2 functions, connection option for max. 2 control elements via cable, e.g. key switch, plastic housing in Pure white RAL 9010



**Finger-scan  
FL 150**

For 2 functions, control via fingerprint, up to 150 savable fingerprints, zinc die-cast housing in White aluminium RAL 9006 with stainless steel panel



**Internal push buttons  
IT 1b-1**

Large, illuminated button for convenient opening of the door, plastic housing in Pure white RAL 9010



**Key switch**

- 1 STUP 50**
- 2 STAP 50**


In a recessed version and surface-mounted version, including 3 keys, zinc die-cast housing in White aluminium RAL 9006 with stainless steel panel

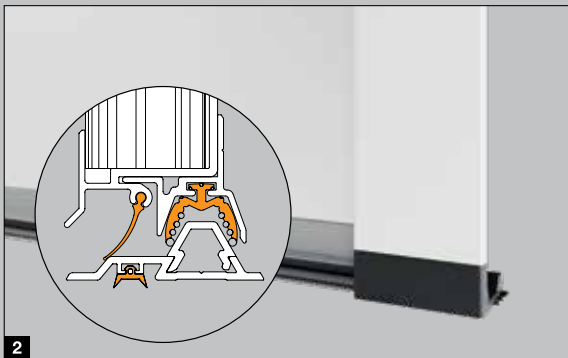
More control elements can be found in the "Garage door and entrance gate operators" brochure

## Details perfectly matched to each other



The Hörmann side sliding sectional door combines several innovative details – starting with the precise door travel and the secure locking to the special design of the floor rail. Hence this door solution offers you more convenience and security every day.





### Precise door travel

Twin rollers **1** made of wear-resistant plastic move reliably and precisely on the aluminium rail and prevent the door sections from jumping out. Additionally, they ensure smooth and easy door travel, making it easy to manually open the door. Stable connecting hinges on the rollers and between the PU-foamed 42-mm-thick sections ensure high door leaf stability.

### Well-sealed

Thanks to the new floor rail with continuous bottom seal **2** the side sliding sectional door impresses with class 2 water tightness and air permeability. This makes the door well-sealed against penetrating rainwater and leaves. This keeps the garage cleaner for longer which means it must be cleaned less often. In addition, the risk of accidents by slipping is reduced.

### Securely locked

The bottom and top door guides close the door precisely. Two additional hooks **3** on the sides of the door connect the end of the door leaf tightly to the side frame. In addition, this mechanical lock prevents the door from being forced open.

To improve break-in resistance, manually operated doors can be optionally equipped with 3-point locking at the closing edge.

### Well-guided

The bottom aluminium floor rail **4** reliably guides the door sections and prevents the sections from swivelling out. The flat design allows barrier-free access.

### Easy fitting

The frame of the side sliding sectional door can be easily screwed together and can subsequently be fastened completely to the garage wall. Fitting in tight spaces with a sideroom of only 140 to 450 mm is made possible with track application DS **5** with double side guides. The side track can be easily fitted with the new adjustable wall brackets.

## SIDE DOORS

### Garage side doors NT60

The doors are supplied ready-to-fit with profile cylinder mortice lock, round handle lever handle set with oval rose escutcheons and with 3-way adjustable hinges. Door leaf frames are made of weather-proof aluminium profiles (depth 60 mm) with all-round seals. Double-leaf side doors are also available with asymmetrical division, i.e. with uneven door leaf widths.

Garage side door NT60	Single-leaf	Double-leaf
Aluminium block frame	●	●
Aluminium corner frame	●	–
Wide leaf frame	●	●
Thermal insulation	U = 2.7 W/(m <sup>2</sup> ·K)	U = 2.9 W/(m <sup>2</sup> ·K)

For further information, see page 33 or contact your Hörmann partner.



Single-leaf NT 60 with L-ribbing and wide leaf frame



Double-leaf NT 60 with M-ribbing and wide leaf frame





1

### 1 Lever handle set

Choose between the standard lever handle or many optional lever handle or lever / knob handle sets (Fig. Stainless steel lever handle set). Your Hörmann partner would be pleased to advise you.



2

### 2 Concealed hinges

For an elegant door view of the single-leaf side doors with aluminium block frame, concealed hinges are optionally available.



3

### 3 Fixed bolt

The fixed leaf on double-leaf side doors can be individually locked.

### 4 Matching

Side doors Decograin come with identical surface finish for the frame, subframe and door to create a matching appearance. The inside of the sections is Grey white, RAL 9002, as standard.



4



## Multi-purpose door MZ Thermo

If you value good thermal insulation and also want to reduce the risk of condensation forming on the inside, external door MZ Thermo with thermal break is the best choice for you. It has an excellent thermal insulation value of  $1.2 \text{ W}/(\text{m}^2 \cdot \text{K})$ . An RC 2 version is optionally available (KSI Thermo).



For further information, see the "Steel doors" brochure.



## Determining the operator boom (track applications ES and DS)

Clear frame dimension (LZ)	Operator boom	Distance back (overall length of operator SupraMatic / ProMatic)
≤ 2205	K	3200
≤ 2375	M	3450
≤ 3000	L	4125
≤ 3275	XL	4375
≤ 4750	5500	5725
≤ 6500	7000	7225

The distance back (overall length of operator) can be shortened on site up to LZ + 1100 mm.

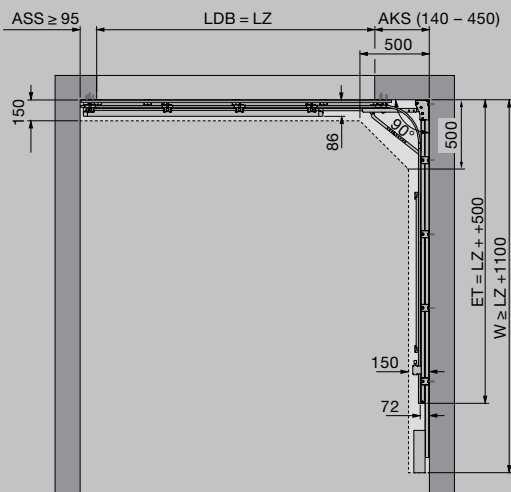
The side guide can be set back up to 125 mm if the distance back (overall length of operator) is smaller than LZ + 1100 mm.

## Explanations

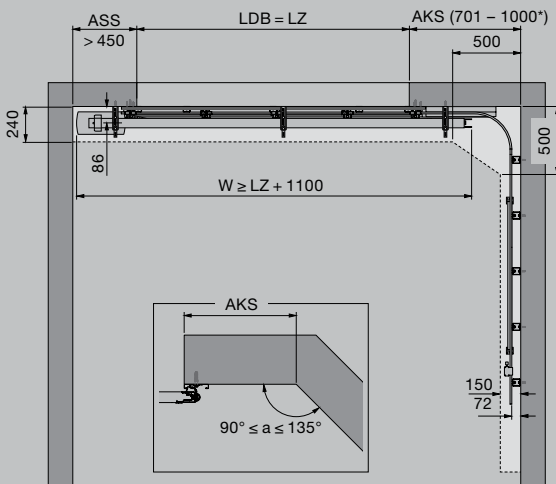
RM	Grid height (ordering size)
LZ	Clear frame dimensions (ordering size)
LDH	Clear passage height
LDB	Clear passage width
ET	Distance back (overall length with operator)
OFF	Finished floor level
ASS	Closing side sideroom
AKS	Curve side sideroom

For more detailed information, please see the technical manual or contact your Hörmann partner.

### Track application DS (double track, operator wall fitting)



### Track application ES (single track, operator ceiling fitting B)



# Hörmann: Quality without Compromise



Hörmann KG Amshausen, Germany



Hörmann KG Antriebstechnik, Germany



Hörmann KG Brandis, Germany



Hörmann KG Brockhagen, Germany



Hörmann KG Dissen, Germany



Hörmann KG Eckelhausen, Germany



Hörmann KG Freisen, Germany



Hörmann KG Ichttershausen, Germany



Hörmann KG Werne, Germany



Hörmann Alkmaar B.V., Netherlands



Hörmann Legnica Sp. z o.o., Poland



Hörmann Beijing, China



Hörmann Tianjin, China



Hörmann LLC, Montgomery IL, USA



Hörmann Flexon LLC, Burgettstown PA, USA



Shakti Hörmann Pvt. Ltd., India

Hörmann is the only manufacturer worldwide that offers you a complete range of all major building products from one source. We manufacture in highly-specialised factories using the latest production technologies. The close-meshed network of sales and service companies throughout Europe, and activities in the USA and Asia, make Hörmann your strong partner for first-class building products, offering "Quality without Compromise".

**GARAGE DOORS**  
**OPERATORS**  
**INDUSTRIAL DOORS**  
**LOADING EQUIPMENT**  
**HINGED DOORS**  
**DOOR FRAMES**